

FERRI[®]

Boom mowers for agriculture
and green areas

TP

FARM



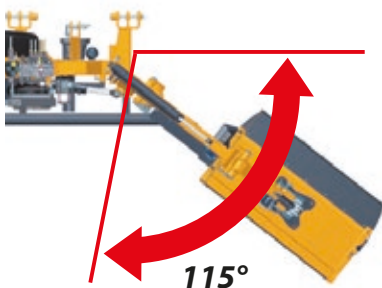


The new TP Reach Mower generation is designed to deliver superior performance and durability compared to industry standards. The TP series models are available in the 15'9" and 19'5" outreach versions and offer a wide range of accessories and options that increase

versatility and allow users to perfectly meet their work needs. Designed for farmers, medium-sized farms and local vegetation maintenance operators, the new TP reach mowers generation are of a heavy duty design with reliable cast iron pumps and motor.

Protection cover

available on EP-Tronic controls version ONLY



Hydraulic breakaway on power slew ram with maximum pressure valve (protects arms in the event of obstacles)

Boom mowers for agriculture and green areas



Drop forged arm brackets.



Drop forged flailhead linkages.

FERRI®



IMPLEMENTS



Cutter bar - TR13 / TR22



Cutter bar - CS150



FF45 Ditch cleaners



Floating head system.



classic

Cable controls



EP-Tronic

Proportional electrical control with electric rotor management.




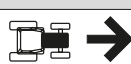


Boom mowers for agriculture and green areas



Technical data		TP510	TP610
Model		FARM	FARM
Max horizontal reach*	ft	15'9"	19'5"
3 Points Linkage	Cat.	II	II
Weight	lbs	1984	2094
Oil	gal	36	36
P.t.o.	MAX Rpm	540	540

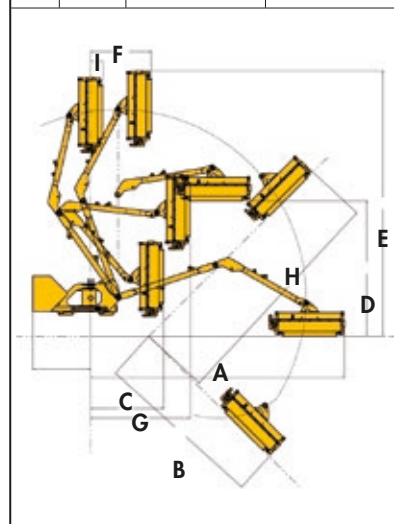
* Reach measured from tractor centre line to head edge.

Flail head		T1120	 T1120 Direct Drive
Cutting width	ft	3'11"	
Rotor speed	Rpm	3100	
Blade tip speed	ft/sec	196	
Flail head angle		190°	
Weight	lbs	463	
Power available to the rotor	HP	35	
Power max to hydraulic motor	HP	45	

Tractor							
HP		60	70	80	90	Min. Tractor weight	Min. Tractor width
TP510						6614 lbs	6'7" ft
TP610						7050 lbs	7'3" ft

Flails	N°	
T1120 Interchangeable on the same rotor		
Multiuse "Y" blades for: grass, bushes, shrubs, sticks, woods	Ø max 1" 1/4	44
"T" Hammer for woods	Ø max 1 3/4"	22

Working positions (ft)			TP510	TP610
A	ft		15'9"	19'5"
B	ft		10'7"	14'2"
C	ft		4'6"	4'7"
D	ft		8'5"	10'10"
E	ft		16'6"	20'2"
F	ft		3'9"	3'9"
G	ft		6'2"	7'1"
H	ft		14'5"	18'0"
I	ft		0'8"	0'5"



All data subject to change
campbelladv.com 68818 TP - USA - EN Rev.1 - 1000



FERRI srl
Via Govoni, 30
44034 Tamara (FE) Italy
Tel. +39 0532 866866
Fax +39 0532 866851
info@ferrisrl.it - www.ferrisrl.it



North America Sales and Marketing Manager / FERRI
Ronald E. Roglis - Glenarm, Illinois 62536
Cell (314) 422-9460 - Fax (217) 483-4123
ron.roglis@gmail.com

Parts Stock / FERRI:
J.S. Woodhouse Co., Inc. - 1314 Union Street
P.O. Box 1169 - West Springfield, Ma. 01090 U.S.A.
tel. 413-736-5462 - fax 413-732-3786
info@jswoodhouse.com

www.ferri-america.com